



















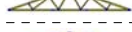







2257 169th Rd

WATHENA, KS 66090

Phone: (785) 989-4496 Fax: (785) 989-3408

Website: www.trussme.com e-mail: trussme@carsoncomm.com

AGRICULTURAL TRUSS PRICE LIST 4.00' O.C.DESIGNED FOR METAL ROOF WITH PURLINS 24" OC WITH NO CEILING
20# LIVE LOAD - 4# DEAD LOAD TOP - 1# DEAD LOAD BOTTOM

Span	Pitch	Type	Profile	T. C.	B. C.	1 to 9	10 to 25	26 and Up	GABLE
10.00	4.0	T10		2 X 4	2 X 4	\$30.53	\$29.90	\$29.27	\$34.41
12.00	4.0	T12		2 X 4	2 X 4	\$36.93	\$36.17	\$35.41	\$41.62
14.00	4.0	T14		2 X 4	2 X 4	\$45.54	\$44.60	\$43.66	\$51.33
16.00	4.0	T16		2 X 4	2 X 4	\$55.81	\$54.66	\$53.51	\$62.91
18.00	4.0	T18		2 X 4	2 X 4	\$61.55	\$60.28	\$59.01	\$69.37
20.00	4.0	T20		2 X 4	2 X 4	\$66.49	\$60.53	\$56.00	\$75.06
22.00	4.0	T22		2 X 4	2 X 4	\$69.92	\$63.65	\$58.89	\$78.94
24.00	4.0	T24		2 X 4	2 X 4	\$77.37	\$70.43	\$65.17	\$87.35
26.00	4.0	T26		2 X 4	2 X 4	\$83.00	\$75.57	\$69.91	\$93.71
28.00	4.0	T28		2 X 4	2 X 4	105.18	\$95.76	\$88.60	118.76
30.00	4.0	T30		2 X 4	2 X 4	102.80	\$98.06	\$92.92	126.53
32.00	4.0	T32		2 X 4	2 X 4	114.82	109.54	103.78	141.31
34.00	4.0	T34		2 X 4	2 X 4	124.41	118.67	112.45	153.12
36.00	4.0	T36		2 X 4	2 X 4	134.97	128.74	121.99	166.11
38.00	4.0	T38		2 X 6	2 X 4	165.75	158.10	149.81	204.00
40.00	4.0	T40		2 X 6	2 X 6	171.32	162.34	154.05	221.06
42.00	4.0	T42		2 X 6	2 X 6	189.27	179.35	170.19	244.22
44.00	4.0	T44		2 X 6	2 X 6	196.24	185.96	176.46	253.22
46.00	4.0	T46		2 X 6	2 X 6	207.87	196.98	186.92	268.22
48.00	4.0	T48		2 X 6	2 X 6	208.25	197.33	187.25	268.70
50.00	4.0	T50		2 X 6	2 X 6	227.61	215.96	210.58	291.23
52.00	4.0	T52		2 X 6	2 X 6	252.68	239.75	233.78	323.31
54.00	4.0	T54		2 X 6	2 X 6	275.23	261.15	254.65	352.17
56.00	4.0	T56		2 X 6	2 X 6	286.31	271.66	264.89	366.34
58.00	4.0	T58		2 X 6	2 X 6	285.52	270.91	264.16	365.33
60.00	4.0	T60		2 X 6	2 X 6	298.81	283.51	276.45	382.33

GABLE PRICES ARE LISTED IN FAR RIGHT COLUMN

FOR OVERHANGS UP TO 2' ADD

\$ 1.00 FOR 2X4 TOP CHORD
 \$ 1.50 FOR 2X6 TOP CHORD
 \$ 2.50 FOR 2X8 TOP CHORD
 PER TRUSS

MATERIALS USED

CHORDS 2X4-2X6 1650 SPF & 2400 MSR SYP
 2X8 #1 SYP & 2400 MSR SYP
 WEBS 2X4 STUD & #2 SPF
 MITEK ENGINEERING PLATES