



















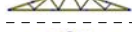







2257 169th Rd

WATHENA, KS 66090

Phone: (785) 989-4496 Fax: (785) 989-3408

Website: www.trussme.com e-mail: trussme@carsoncomm.com

**AGRICULTURAL TRUSS PRICE LIST 5.00' O.C.**DESIGNED FOR METAL ROOF WITH PURLINS 24" OC WITH NO CEILING  
20# LIVE LOAD - 4# DEAD LOAD TOP - 1# DEAD LOAD BOTTOM

Span	Pitch	Type	Profile	T. C.	B. C.	1 to 9	10 to 25	26 and Up	GABLE
10.00	4.0	T10		2 X 4	2 X 4	\$34.02	\$33.32	\$32.62	\$38.34
12.00	4.0	T12		2 X 4	2 X 4	\$40.22	\$39.39	\$38.56	\$45.33
14.00	4.0	T14		2 X 4	2 X 4	\$51.16	\$50.10	\$49.05	\$57.66
16.00	4.0	T16		2 X 4	2 X 4	\$58.46	\$57.26	\$56.05	\$65.90
18.00	4.0	T18		2 X 4	2 X 4	\$64.34	\$63.01	\$61.69	\$72.52
20.00	4.0	T20		2 X 4	2 X 4	\$68.13	\$62.03	\$57.39	\$76.92
22.00	4.0	T22		2 X 4	2 X 4	\$71.45	\$65.05	\$60.18	\$80.67
24.00	4.0	T24		2 X 4	2 X 4	\$78.79	\$71.73	\$66.36	\$88.96
26.00	4.0	T26		2 X 4	2 X 4	\$97.51	\$88.77	\$82.13	110.09
28.00	4.0	T28		2 X 4	2 X 4	105.18	\$95.76	\$88.60	118.76
30.00	4.0	T30		2 X 4	2 X 4	101.24	\$96.57	\$91.51	124.61
32.00	4.0	T32		2 X 4	2 X 4	116.38	111.00	105.19	143.23
34.00	4.0	T34		2 X 4	2 X 4	142.12	135.56	128.45	174.91
36.00	4.0	T36		2 X 4	2 X 6	149.92	143.00	135.50	184.51
38.00	4.0	T38		2 X 6	2 X 6	178.85	170.60	161.66	220.13
40.00	4.0	T40		2 X 6	2 X 6	181.06	171.57	162.81	233.63
42.00	4.0	T42		2 X 6	2 X 6	191.53	181.49	172.22	247.14
44.00	4.0	T44		2 X 6	2 X 6	195.03	184.80	175.37	251.65
46.00	4.0	T46		2 X 6	2 X 6	206.26	195.45	185.47	266.14
48.00	4.0	T48		2 X 6	2 X 6	214.05	202.83	192.47	276.19
50.00	4.0	T50		2 X 6	2 X 6	250.67	237.84	231.92	320.74
52.00	4.0	T52		2 X 6	2 X 6	262.89	249.44	243.23	336.38
54.00	4.0	T54		2 X 6	2 X 6	266.70	253.05	246.75	341.25
56.00	4.0	T56		2 X 6	2 X 6	288.54	273.78	266.96	369.20
58.00	4.0	T58		2 X 6	2 X 6	281.84	267.41	260.76	360.62
60.00	4.0	T60		2 X 6	2 X 6	315.85	299.68	292.22	404.14

GABLE PRICES ARE LISTED IN FAR RIGHT COLUMN

**FOR OVERHANGS UP TO 2' ADD**

\$ 1.00 FOR 2X4 TOP CHORD  
 \$ 1.50 FOR 2X6 TOP CHORD  
 \$ 2.50 FOR 2X8 TOP CHORD  
 PER TRUSS

**MATERIALS USED**

CHORDS 2X4-2X6 1650 SPF & 2400 MSR SYP  
 2X8 #1 SYP & 2400 MSR SYP  
 WEBS 2X4 STUD & #2 SPF  
 MITEK ENGINEERING PLATES